



**Government of Bermuda**

**Ministry of Environment, Planning and Infrastructure Strategy**

---

**Sustainable Development Department**

**Caribbean Conference on Sustainable Tourism Development**

**Keeping the Right Balance – Rising Above the Numbers**

*April 6, 2011*



## **Purpose**

---

### **Share the mandate and function of the Sustainable Development Department**

- ✓ **Emphasise the need for holistic and integrated planning that reflects a vision for the future implications of today's decisions.**
- ✓ **Look beyond the numbers and through the lens of SD so that the development of Bermuda's Tourism product is socially, economically and socially sensitive.**

**The choices we make today influence the quality of our product and the quality of life in Bermuda.**





## Mission and Mandate

### **MISSION**

**To promote and facilitate Public and Private Sector policy making that is compatible with Bermuda's SD Plan.**

**The SDD also seeks to raise awareness and understanding of sustainable development and facilitate compliance with the social, economic and environmental themes contained in our SD Plan.**





## Mission and Mandate

### **MANDATE**

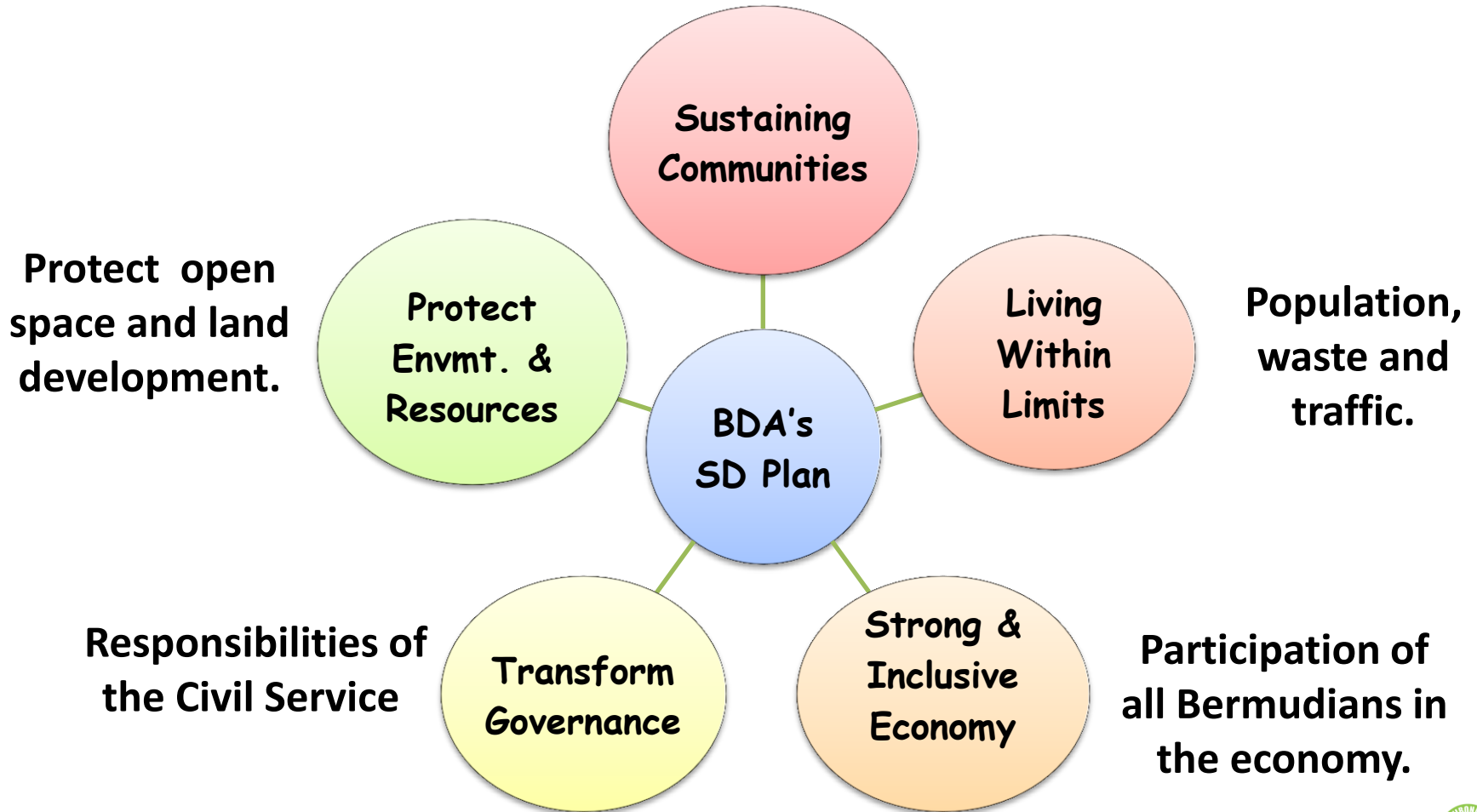
- 1. Establish SD as a foundation for individual and national decision making.**
- 2. Embed the concept and practice of sustainability into the vision, development and implementation of our national policies.**
- 3. Facilitate and monitor the delivery of our SD Plan.**





# Bermuda's SD Plan - 5 Themes

Housing, the vulnerable and health-care





## **Structure and Fit of the SDD**

---

- ✓ **One of ten Departments within the newly established Ministry of Environment, Planning and Infrastructure Strategy**
- ✓ **Staffing compliment of one Director and two SD Officers**
- ✓ **Provide technical support to the SD Roundtable**





## ***Seeking the Right Balance – Rising Above the Numbers***

### ***Some Important Considerations***

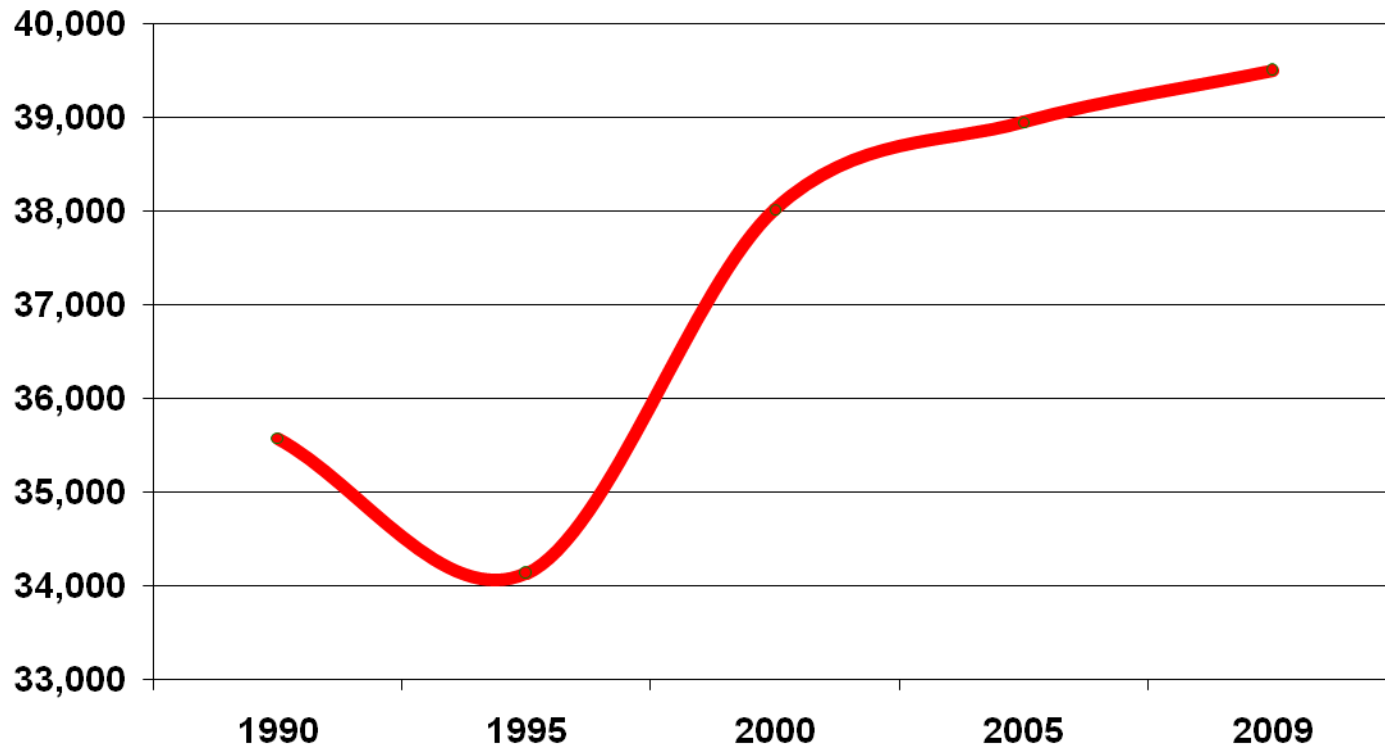
---

- 1. Bermuda's population density and geography**
- 2. Quality of Life**
- 3. Comparison to major competitors**
- 4. Compatibility of Bermuda's two economic pillars**
- 5. Sustainable product model**
- 6. Labour Market Issues**
- 7. Infrastructure considerations**





## Number of Filled Jobs in Bermuda 1990-2009



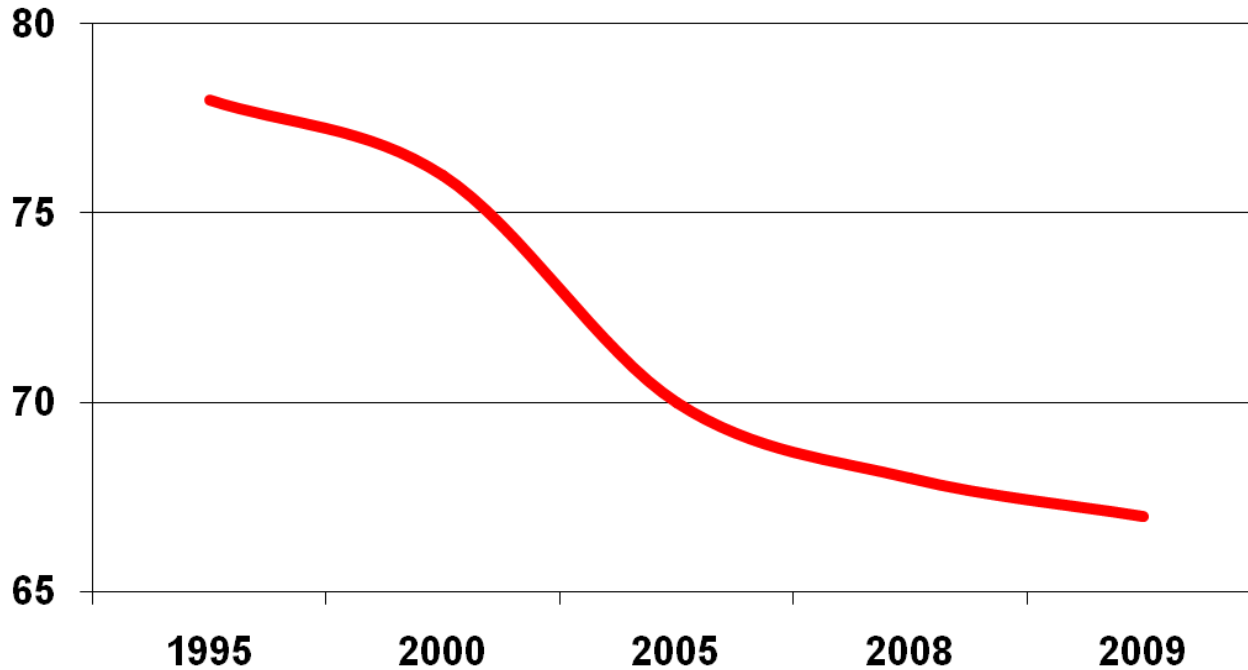
**Despite full employment...the number of jobs has grown from about 33K to about 40K over the last 20 years.**







## % of Bermudians in the Labour Market 1995-2009

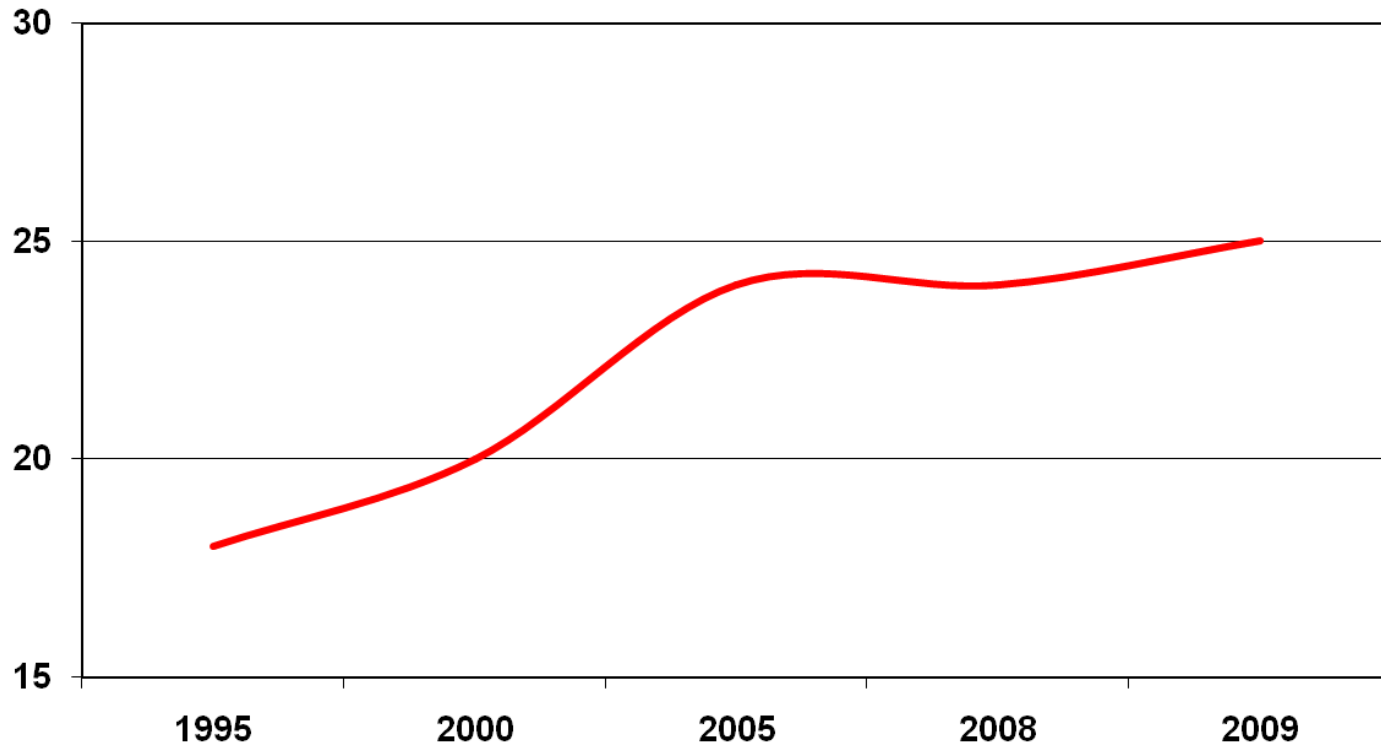


- ✓ Bermudians have been generally fully employed;
- ✓ Representation has dropped from about 80% to almost 65%.





## % of Non-Bermudians in the Labour Market 1995-2009

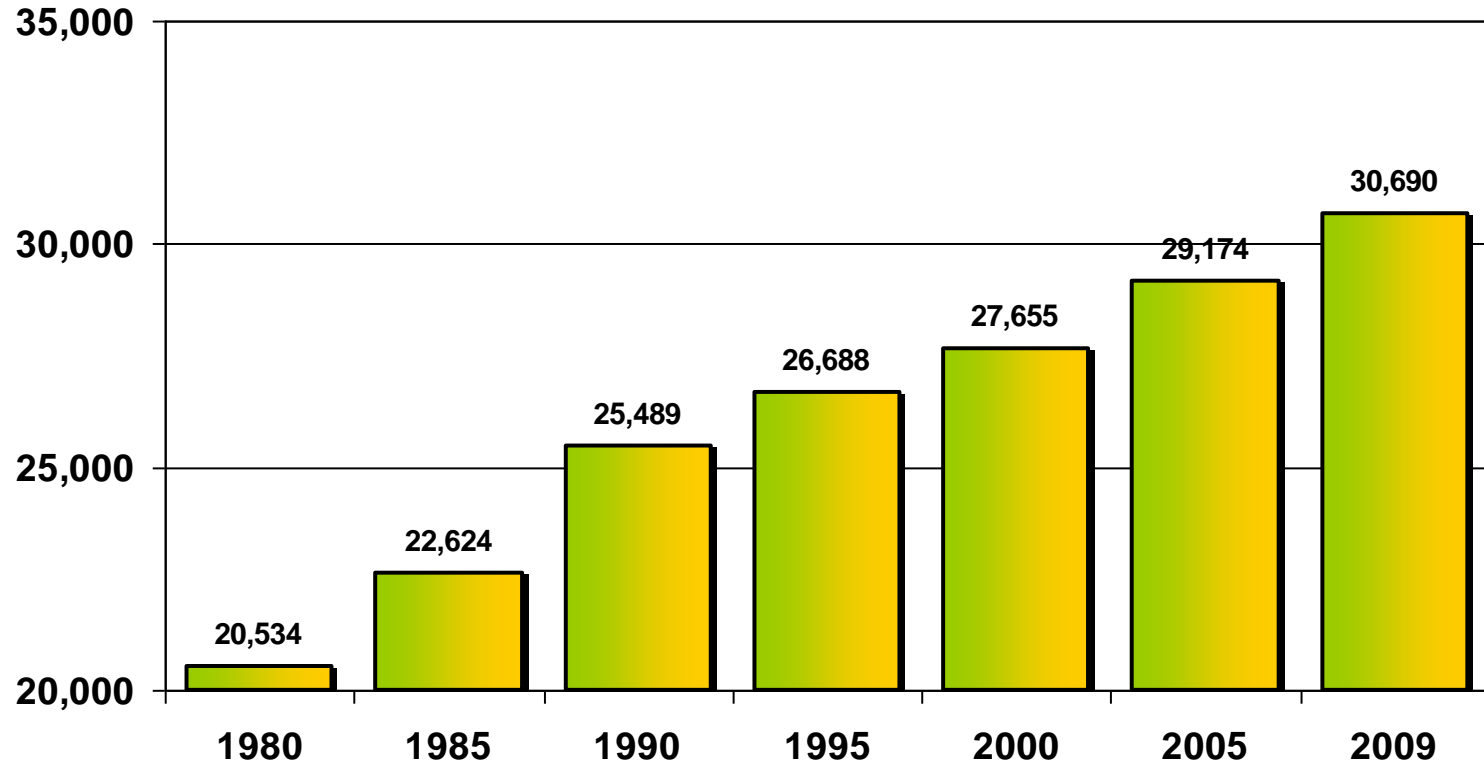


**Since 1991 the % of non-Bermudians has grown from about 17% to 25%**





## Number of Dwellings in Bermuda 1980-2009

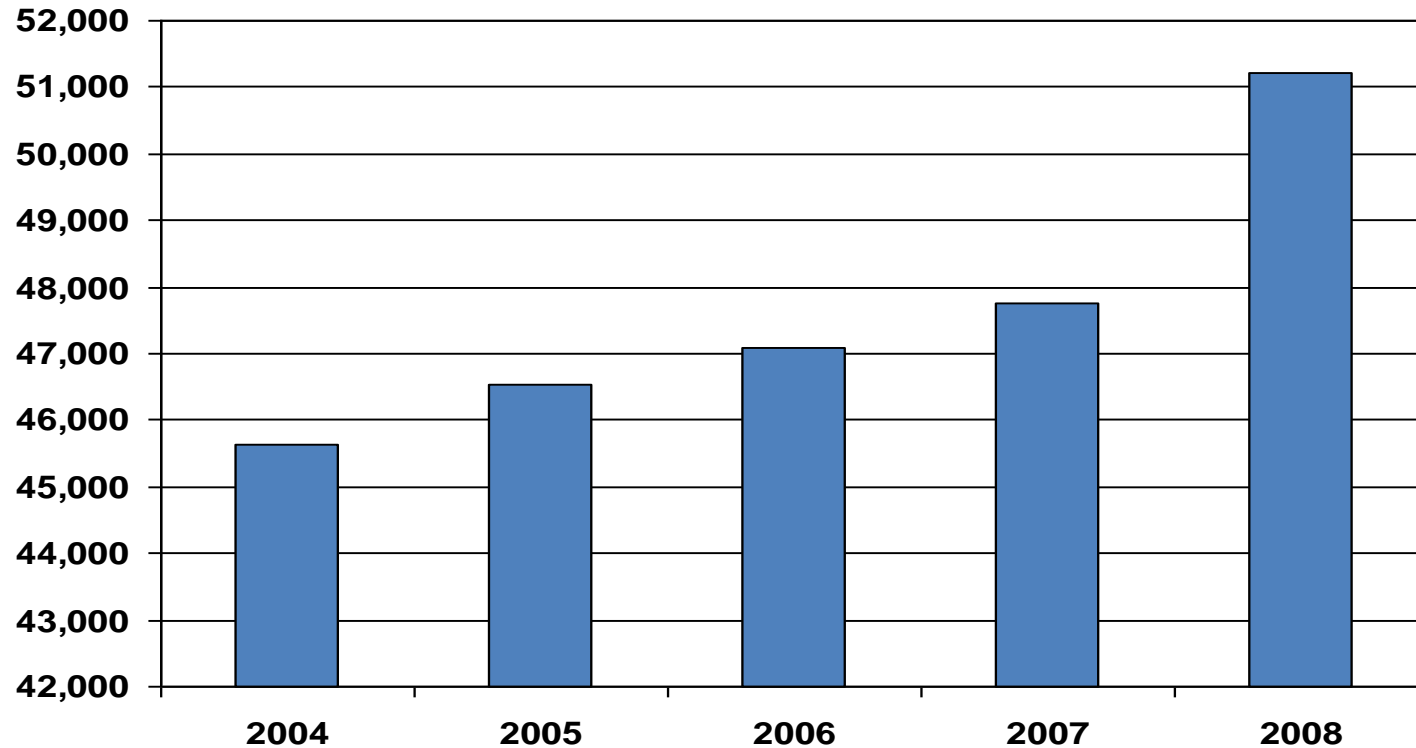


**Despite declining birth rate and an ageing population the # dwellings has increased by about 50% since 1980**





### Registered Vehicles in Bermuda



- ✓ There are 124 miles of road space in Bermuda with almost 52K vehicles.
- ✓ Quality of life, environmental and infrastructure considerations.



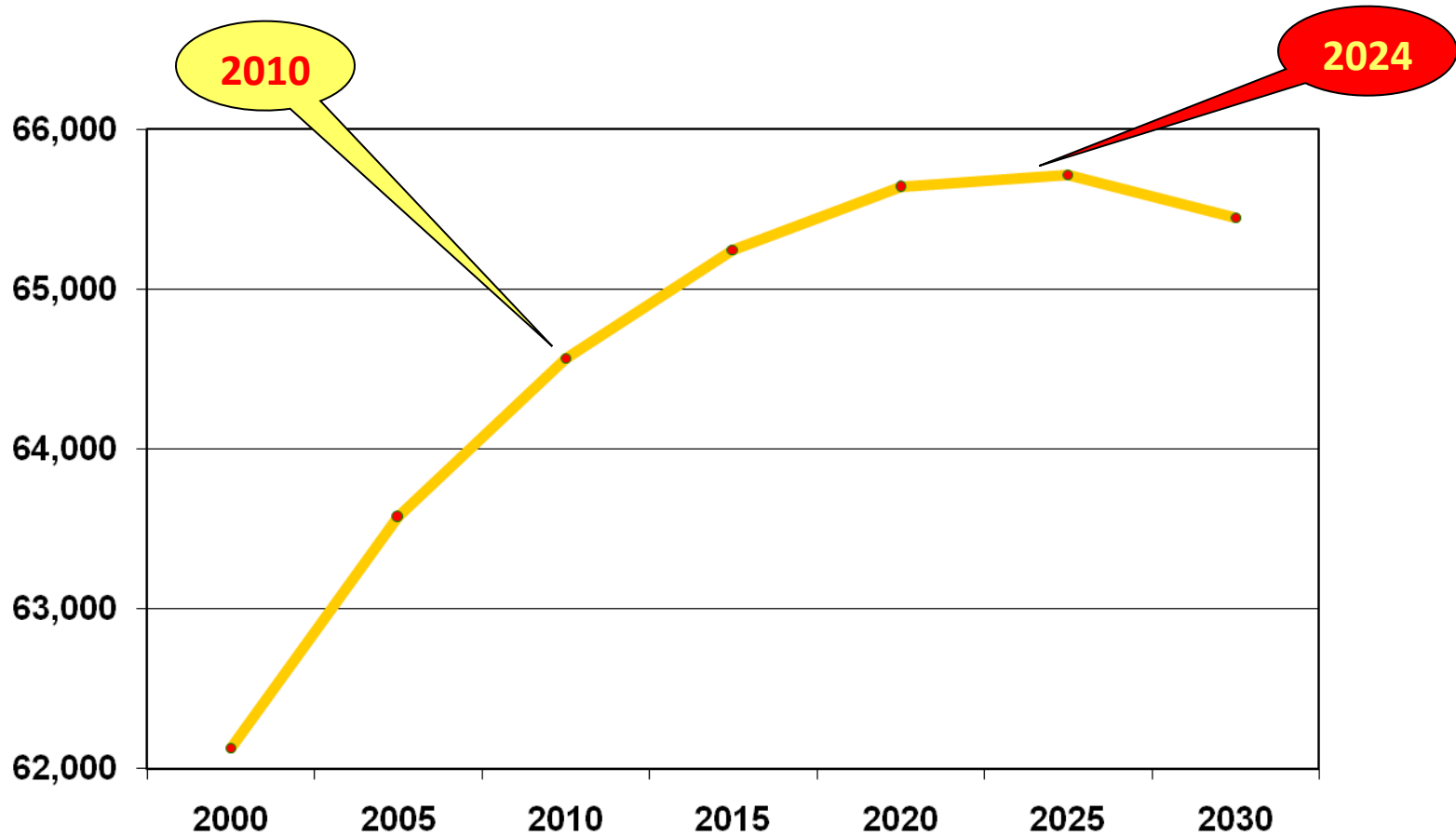


Rank	Country	Population	Sq. Miles	Density
1	Macau	546,200	11.3	48,450
2	Monaco	32,000	.75	42,500
3	Singapore	4,987,600	274.2	17,650
4	Hong Kong	7,008,900	426	16,380
5	Gibraltar	31,000	2.6	13,260
6	Vatican City	826	.17	4,860
7	Malta	413,609	122	3,390
<b>8</b>	<b>Bermuda</b>	<b>64,000</b>	<b>21</b>	<b>3,140</b>
9	Bahrain	791,000	280	2,850
10	Bangladesh	153,122,000	55,598	2,750
11	Maldives	292,000	115	2,540
12	Guernsey	65,726	30	2,180
13	Jersey	91,533	45	2,040
14	Palestinian Territories	4,018,332	2,320	1,730





## Bermuda Population Projections 2000 - 2030

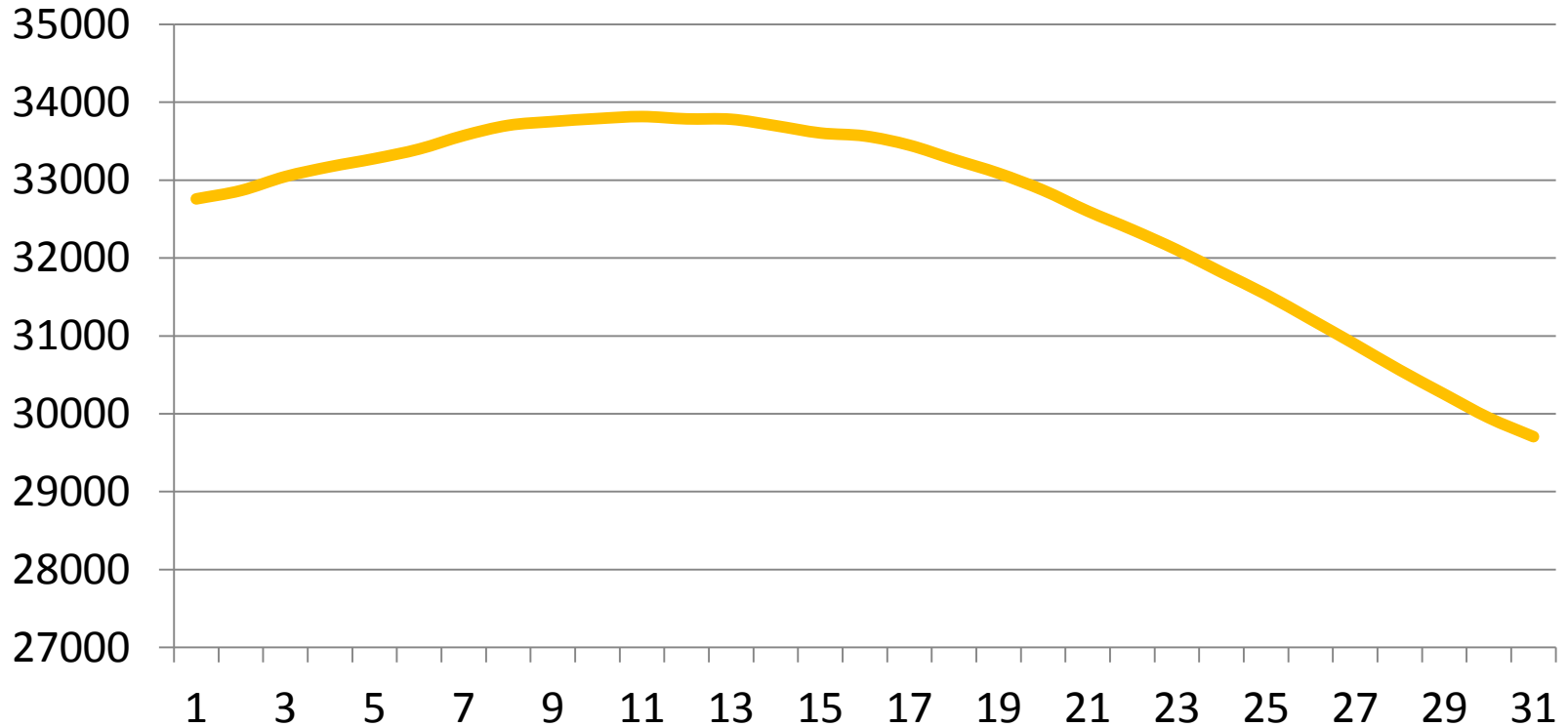


**Up to 2024, projected to experience steady increases in the population.**





### Actual/Projected Number of Bermuda Residents Age 15-64 for Years 2000 - 2030



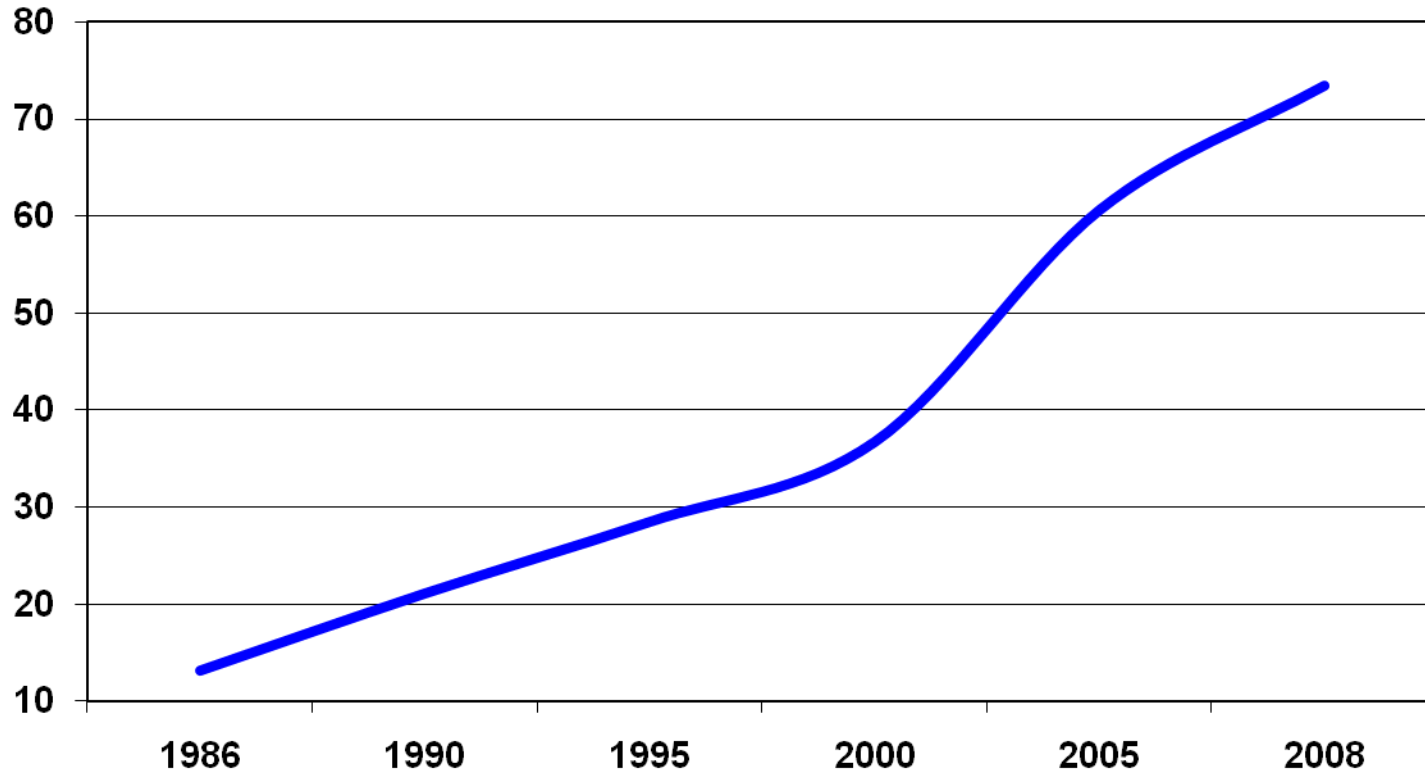
**The local working population is projected to decrease over the next 20 years**





# Residents' Overseas Purchases 1986-2008

In millions of dollars



**Our overseas purchases have increased over 5 times since 1986**







## **Going Forward**

---

- ✓ **Policy and programme initiatives be considered through the lens of SD**
- ✓ **Need a holistic and integrated approach**
- ✓ **Several factors should be considered, all will impact the quality of life.**
- ✓ **Need right balance between International Business and Tourism**
- ✓ **Look beyond the numbers and consider the social economic and environmental implications of choices and decisions.**





# Contact Us

[www.sdbermuda.bm](http://www.sdbermuda.bm)

[sdu@gov.bm](mailto:sdu@gov.bm)



Sustain Bermuda

