

# KEY STATS

from the Caribbean Tourism Organization

WEDNESDAY, 26 FEBRUARY, 2020

Caribbean Tourism Organization | 7th Floor | Baobab Tower | Warrens | St. Michael | Barbados

Here is a snapshot of how the Caribbean performed in 2019 and what we can expect for 2020.  
The following reflects statistics obtained from 26 Caribbean countries.

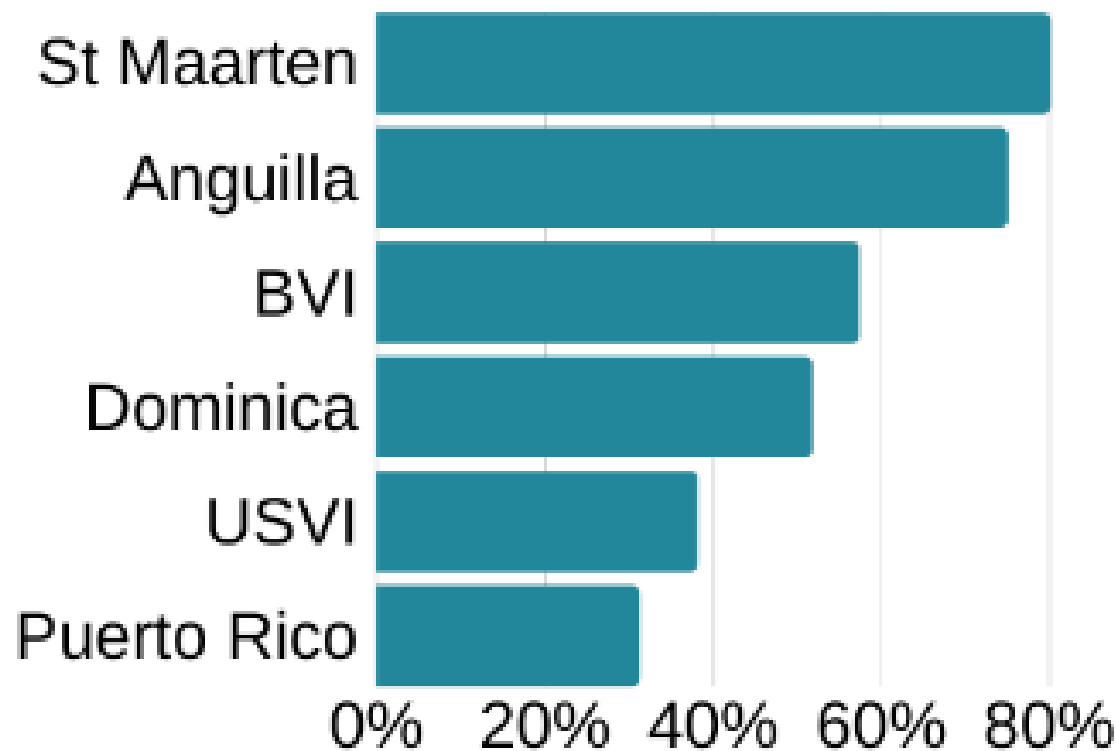
## CARIBBEAN TOURISM PERFORMANCE

**31.5**  
**million**



**tourists visited the region in 2019, up 1.3 million over 2018**

## HURRICANE RECOVERY



# CARIBBEAN CRUISE ACTIVITY PERFORMANCE

*In 2019, the Caribbean welcomed*

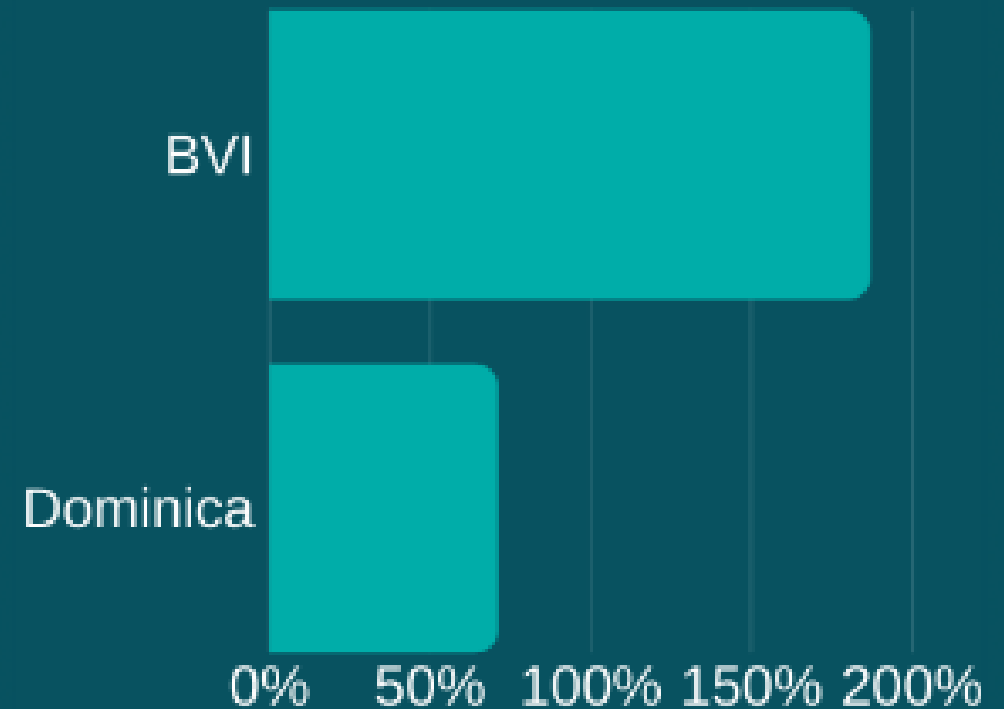
**30.2 million**

↑ **3.4%**

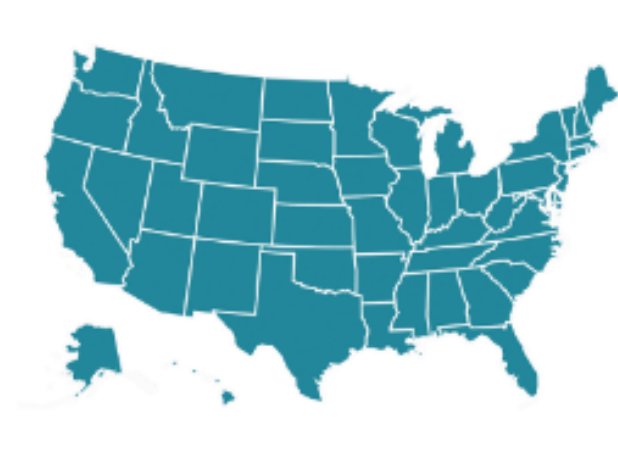
**Cruise Passenger Arrivals**



*Best Performances*



# CARIBBEAN MAJOR MARKET PERFORMANCE



**United States up 10%  
at 15.5 million**



**Canada up 0.4%  
at 3.4 million**



**South America down  
10.4% at 1.5 million**



**Caribbean up 7.4%  
at 2 million**



**Europe down 1.4% at  
5.9 million**

# CARIBBEAN ACCOMMODATION PERFORMANCE

## HOTEL



*In 2019 total visitor expenditure in the Caribbean was estimated at*



***US\$40.6 billion***

*representing a 3.3% increase when compared to US\$39.2 billion in 2018.*

*In 2020 it is projected that performance of tourist arrivals will vary between*



***1% and 2%.***

All figures are provisional and are subject to revision.  
Visit [www.OneCaribbean.org](http://www.OneCaribbean.org) for more information.

